

## SPECIFICATION

Range: **PEGASO**

Design: **Angelotti e Cardile**

### RECTANGULAR AND OVAL TABLES

Codes: 2312-BO, 2312-NM, 2312-GA, 2312-AL, 2312-SBO, 2312-SNM, 2312-SGA, 2312-SAL  
 2314-BO, 2314-NM, 2314-GA, 2314-AL, 2314-SBO, 2314-SNM, 2314-SGA, 2314-SAL  
 2320-BO, 2320-NM, 2320-GA, 2320-AL, 2320-SBO, 2320-SNM, 2320-SGA, 2320-SAL  
 2322-BO, 2322-NM, 2322-GA, 2322-AL, 2322-SBO, 2322-SNM, 2322-SGA, 2322-SAL  
 2324-BO, 2324-NM, 2324-GA, 2324-AL, 2324-SBO, 2324-SNM, 2324-SGA, 2324-SAL  
 A120, 2352, 2350

Description: table structure with polished aluminium finish or matt white, silver grey or micaceous black epoxy-powder coating composed of 4 cast aluminium, hand finished, monobloc legs and an extruded aluminium crosspiece fitted to the legs by two aluminium expansion couplings and concealed steel screws underneath.

Steel and high-tech polymer concealed adjustable feet are fitted at the end of each leg.

Tempered and ground glass top, 12 mm thick, transparent or acid-etched/satin finish.

Four ø 65 mm tapered stainless steel plates (code 2352) are glued to the glass top and fastened to the structure with a self-centring system with concealed screws.



### ROUND TABLES

Codes: 2310-BO, 2310-NM, 2310-GA, 2310-AL, 2310-SBO, 2310-SNM, 2310-SGA, 2310-SAL

Description: table structure with polished aluminium finish or matt white, silver grey or micaceous black epoxy-powder coating composed of 4 cast aluminium, hand finished, monobloc legs connected by a central plate attached to the legs by steel screws.

Steel and high-tech polymer concealed adjustable feet are fitted at the end of each leg.

Tempered and ground glass top, 12 mm thick, transparent or acid-etched/satin finish.

Four ø 65 mm tapered stainless steel plates (code 2352) are glued to the glass top and fastened to the structure with a self-centring system with concealed screws.



TRANSPARENT GLASS TOP TABLES

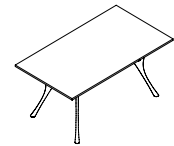
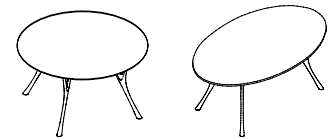
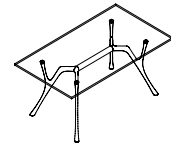
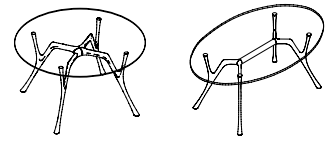
<b>ø 130 H 73 cm</b>	<b>180 x 110 x H 73 cm</b>	<b>220 x 120 x H 73 cm</b>
2320-BO	2322-BO	2324-BO
2320-NM	2322-NM	2324-NM
2320-GA	2322-GA	2324-GA
2320-AL	2322-AL	2324-AL

<b>160 x 90 x H 73 cm</b>	<b>180 x 90 x H 73 cm</b>	<b>200 x 90 x H 73 cm</b>
2310-BO	2312-BO	2314-BO
2310-NM	2312-NM	2314-NM
2310-GA	2312-GA	2314-GA
2310-AL	2312-AL	2314-AL

SATIN GLASS TOP TABLES

<b>ø 130 H 73 cm</b>	<b>180 x 110 x H 73 cm</b>	<b>220 x 120 x H 73 cm</b>
2320-SBO	2322-SBO	2324-SBO
2320-SNM	2322-SNM	2324-SNM
2320-SGA	2322-SGA	2324-SGA
2320-SAL	2322-SAL	2324-SAL

<b>160 x 90 x H 73 cm</b>	<b>180 x 90 x H 73 cm</b>	<b>200 x 90 x H 73 cm</b>
2310-SBO	2312-SBO	2314-SBO
2310-SNM	2312-SNM	2314-SNM
2310-SGA	2312-SGA	2314-SGA
2310-SAL	2312-SAL	2314-SAL

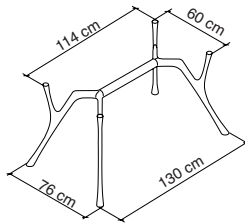
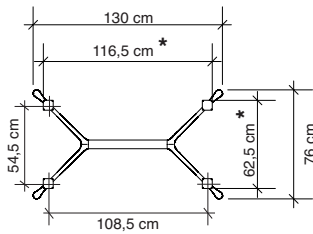


BO = matt white  
 NM = micaceous black  
 GA = silver grey  
 AL = polished aluminium

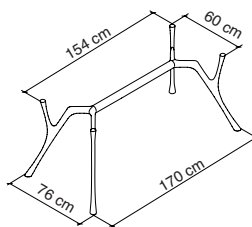
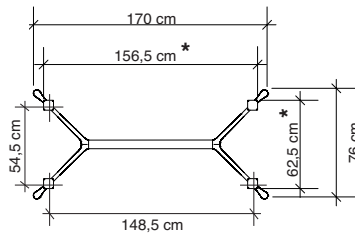
FRAMES FOR RECTANGULAR AND OVAL TABLES

Codes: S2304-BO, S2304-NM, S2304-GA, S2304-AL  
 S2306-BO, S2306-NM, S2306-GA, S2306-AL

Description: table structure with polished aluminium finish or matt white, silver grey or micaceous black epoxy-powder coating composed of 4 cast aluminium, hand finished, monobloc legs and an extruded aluminium crosspiece fitted to the legs by two aluminium expansion couplings and concealed steel screws underneath.  
 Steel and high-tech polymer concealed adjustable feet are fitted at the end of each leg.



S2304-BO  
 S2304-NM  
 S2304-GA  
 S2304-AL



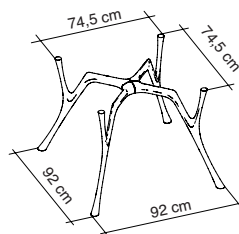
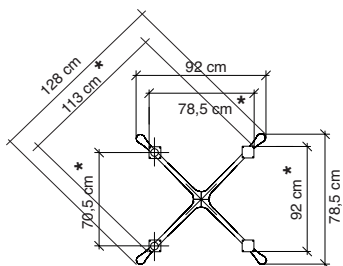
S2306-BO  
 S2306-NM  
 S2306-GA  
 S2306-AL

\* Dimensions refer to frames with plate code A120

FRAMES FOR ROUND TABLES

Codes: S2302-BO, S2302-NM, S2302-GA, S2302-AL

Description: table structure with polished aluminium finish or matt white, silver grey or micaceous black epoxy-powder coating composed of 4 cast aluminium, hand finished, monobloc legs connected by a central plate attached to the legs by steel screws.  
 Steel and high-tech polymer concealed adjustable feet are fitted at the end of each leg.



S2302-BO  
 S2302-NM  
 S2302-GA  
 S2302-AL

\* Dimensions refer to frames with plate code A120

## TOPS SUPPORTS

Code: **A120**

Description: set of four 80 x 80 mm plates for fastening the wooden tops, made entirely of steel and screwed directly to the top of the legs..

Code: **2352**

Description: set of four  $\varnothing$  65 mm plates to be glued to glass tops. They are made entirely of stainless steel and are screwed directly onto the tops of the legs..

Code: **2350**

Description: set of four  $\varnothing$  55 mm elastomer plates for positioning glass tops. They are screwed directly onto the tops of the legs.

