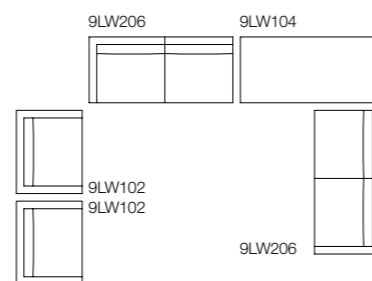


Lewis

Design
R&D Studio Emme




giuliomarelli



Composizione Lewis cm 385x287 in pelle cat. Extra art. Manhattan 2106 con basamenti tipo B in metallo spazzolato canna di fucile e poltrone 9LW101 cm 110 in pelle cat. Extra art. Manhattan 2106 e 2040 e basamento tipo A in metallo spazzolato canna di fucile. Server Frame 7FR110 cm 55x27x51,5h con basamento in metallo spazzolato canna di fucile e top in vetro extralight temperato retroverniciato colore RAL 1019 beige. Tavolini Frame 7FR106 cm 35x35x52h con basamento in metallo satinato e top in vetro extralight temperato retroverniciato colore RAL 9017 nero. Tavolino Kube 7KU101 cm 45x45x40 in pelle cat. Extra art. Manhattan 2040. Lewis composition cm 385x287 in leather cat. Extra art. Manhattan 2106 with base type B in matt dark grey brushed metal and armchairs 9LW101 cm 110 in leather cat. Extra art. Manhattan 2106 and 2040 with base type A in matt dark grey brushed metal. Frame Server 7FR110 cm 55x27x51,5h with matt dark grey brushed metal base and extralight tempered glass top, back-painted in colour RAL 1019 beige. Frame coffee tables 7FR106 cm 35x35x52h with matt brushed metal base and extralight tempered glass top, back-painted in colour RAL 9017 black. Kube coffee table 7KU101 cm 45x45x40h in leather cat. Extra art. Manhattan 2040.



9LW302



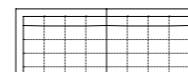
Divano Lewis 9LW302 cm 240 in pelle cat. Super art. Dollaro 7150 con basamento tipo A in metallo cromato lucido. Tavolino Frame 7FR104 ø cm 100x28h con basamento in metallo cromato lucido e top in vetro extralight temperato retroverniciato colore RAL 9016 bianco. Lewis sofa 9LW302 cm 240 in leather cat. Super art. Dollaro 7150 with base type A in polished chrome metal. Frame coffee table 7FR104 ø cm 100x28h with polished chrome metal base and extralight tempered glass top, back-painted in colour RAL 9016 white.





Divano Lewis trapuntato 9LT302 cm 240 in pelle cat. Extra art. Manhattan 2052 con basamento tipo A in metallo cromato lucido. Quilted sofa Lewis 9LT302 cm 240 in leather cat. Extra art. Manhattan 2052 with base type A in polished chrome metal.


9LT302



Poltrone Lewis 9LW101 cm 110 in pelle cat. Extra art. Manhattan 2106 e 2040 con basamento tipo A in metallo spazzolato canna di fucile. Armchairs Lewis 9LW101 cm 110 in leather cat. Extra art. Manhattan 2106 and 2040 with base type A in matt dark grey brushed metal.

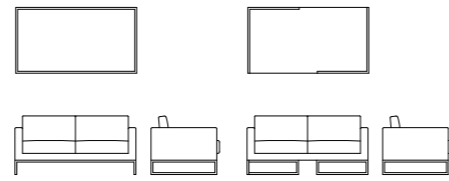


Panca Lewis 9LW104 cm 185 in pelle cat. Extra art. Manhattan 2106 con basamento tipo B in metallo spazzolato canna di fucile. Lewis bench 9LW104 cm 185 in leather cat. Extra art. Manhattan 2106 with base type B in matt dark grey brushed metal.



Lewis

Design
R&D Studio Emme



Versione A (standard)
in metallo
Version A (standard)
in metal

Versione B
in metallo
Version B
in metal

Dormeuse
Longchair

Divani
Sofas

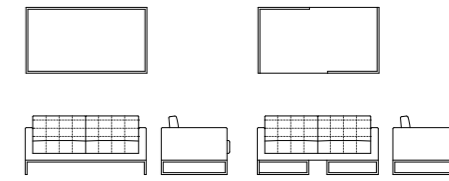
Elementi componibili
Modular elements



Polished Chromed Metal **OPM1** ●
Matt Brushed Metal **OPM2** ●
Matt dark grey brushed metal **OPM3** ●

Lewis Trapuntato (Quilted)

Design
R&D Studio Emme




Versione A (standard)
in metallo
Version A (standard)
in metal

Versione B
in metallo
Version B
in metal

Divani
Sofas

Elementi componibili
Modular elements

Dormeuse
Longchair



Polished Chromed Metal **OPM1** ●
Matt Brushed Metal **OPM2** ●
Matt dark grey brushed metal **OPM3** ●

Lewis

Design
R&D Studio Emme

Fusto in legno massello e legno multistrato con cinghie elastiche intrecciate. Imbottitura in poliuretano espanso rivestito in vellutino bianco. Cuscini di seduta e di schienale in poliuretano espanso con densità di 30 kg/m³ rivestito in fibre termolegate rivestite in tessuto di puro cotone. Non sfoderabile né in tessuto, né in pelle e finta pelle. Kit letto non disponibile.

Frame made of solid wood and multi-ply wood with interwoven elastic straps, upholstered with polyurethane foam, covered with dacron. Seat and back cushions in polyurethane foam with density of 30 kg/m³, covered with dacron and pure cotton fabric. Fixed fabric, leather and artificial leather covers. Sofa-bed is not available.

Das Gestell besteht aus Massiv- und Schichtholz, mit geflochtenen Gummigurten, gepolstert mit Polyurethanschaumstoff, mit Dacron bezogen. Sitz- und Rueckenkissen aus Polyurethanschaumstoff 30 Kg/m³, bezogen mit Dacron und reinem Baumwollstoff. Lewis ist immer festbezogen. Bettsofa ist nicht verfuegbar.

Carcasse en bois massif et multiplis muni de bandes élastiques entrecroisées et finie de mousse polyuréthane couverte de dacron. Coussins d'assise et de dossier en mousse polyuréthane d'une densité de 30 kg/m³, couverte de dacron. Le revêtement est toujours fixe. Pas disponible en canapé-lit.

Romp in massief hout en multiplex, voorzien van door elkaar geweven elastische singels en bekleed met koudschuim afgewerkt met dacron. Zitkussens en rugkussens in koudschuim met een densiteit van 30 kg/m³ afgewerkt met dacron. De bekleding is altijd vast. Niet verkrijgbaar als bedbank.

Для производства каркаса используется массив дерева и многослойная фанера в сочетании с перекрещивающимися эластичными ремнями. Наполнение из полиуретана, обернутого в белый бархат. Наполнение подушек сиденья: пенополиуретан плотностью 30 кг/м³, покрытый термосвязанным волокном и обернутый в ткань из натурального хлопка. Во всех вариантах отделки чехлы несъемные. Возможность изготовить диван со спальным местом отсутствует