


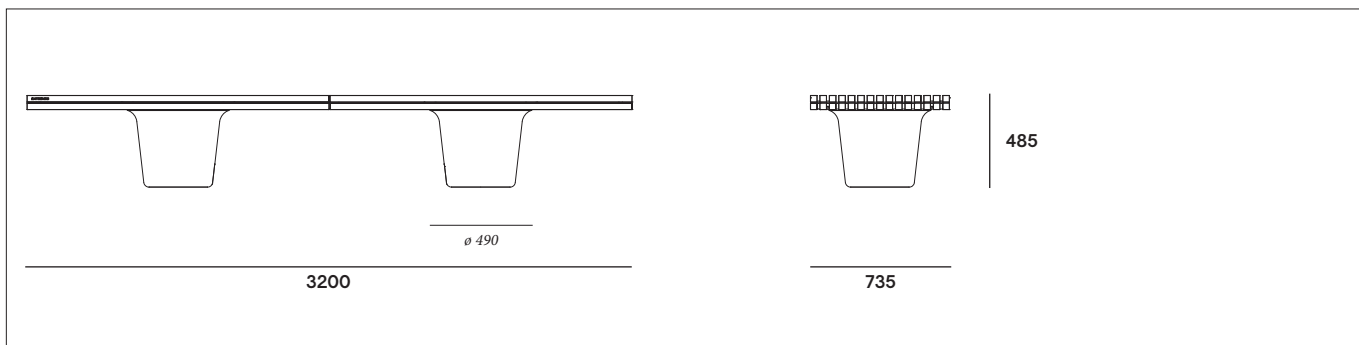
Romeo & Juliet

© design by Koen Baeyens,
Stijn goethals & Basile Graux



Floor fastening
Connection piece

Romeo & Juliet



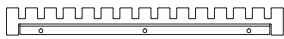
Box dimensions (mm)		L	W	H	Qty (#)	Volume (m³)	Gross weight (kg)	Net weight (kg)	Packaging weight (kg)
Romeo & Juliet	Box 1	3285	760	120	1	0,30	120,98	116,45	4,53
	Box 2	630	630	560	1	0,22	11,16	9,40	1,76
	total:				0,56		132,14	125,85	6,29

extremis®

The content of this document, in particular the mentioned models, is protected by copyrights and/or design rights. The present document and its content is communicated to you for information purposes only. Any partial or total reproduction or any other use without our prior written permission is strictly prohibited. This technical sheet remains subject to possible changes. **All dimensions are in mm**, unless mentioned otherwise. Extremis is not responsible for the errors in the documentation of products. All measurements are approximate and are provided for informational purposes only.

Tech sheet
20170823

Connection piece



732



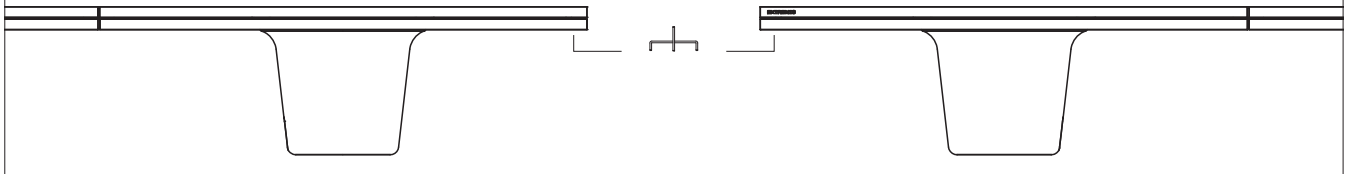
72

141


BOX 3: CONNECTION PIECE




Box dimensions (mm)		L	W	H	Qty (#)	Volume (m ³)	Gross weight (kg)	Net weight (kg)	Packaging weight (kg)
Connection piece	Box 3	760	170	120	1	0,02	9,01	8,01	1,00



Materials & colours



*Subject to change, check price list or www.extremis.com

Materials	Key facts	Thickness mm	Layer thickness micron	Density	In/outdoor	Water	UV colour fastness	Flame retarding
 Jatoba hardwood	<ul style="list-style-type: none"> • Durability CLASS 1 • Exceptional quality • Characteristics: durability & stability • Bleeds when wood is exposed to rain for the first few times • The dye is water-soluble • Feels comfortable in all weather conditions 	35	n.a.	830 kg/m ³	Outdoor & indoor	n.a.	Untreated wood turns grey after a while	/
Hot dip galvanised steel structural parts	<ul style="list-style-type: none"> • Most durable method for protecting metal from rusting • Protective layer • Very long life span • 100% recyclable • Cradle to Cradle Certified™ 	2 - 10	50 - 100	7,50 10 ³ kg/m ³	Outdoor & indoor	n.a.	Very good: galvanisation will however become less shiny when used outdoors	NEN-EN 13501-1 A1*
Polyester flower pot	<ul style="list-style-type: none"> • Gel coating is sprayed onto the mould • The coating protects the polyester underneath against UV radiation 	2,50 - 3	30 - 60	1,70 10 ³ kg/m ³	Outdoor & indoor	n.a.	Very good: colour can fade to some extent when exposed to UV	NEN-EN 13501-1 C**

* NEN-EN13501-1 A1

Class A1 products will not contribute to fire in any stage, including fully developed fire. For this reason, they are assumed to be capable of satisfying all requirements of all lower classes as well.

** NEN-EN13501-1 C

As class D, but satisfying more stringent requirements.

Applications

Residential: for your terrace, patio or courtyard

Project: perfect for placing several benches one against the other, adding some green in offices, company terraces, in grey industrial areas, public spaces, squares, event venues, schools, ...



F.a.q.

Q: Which plant fits the best in the pots?

A: We advise to choose a small tree or plant which climbs high and doesn't grow too wide. Preferably choose a plant which fits in the climate in which the bench will be used. Ask your florist for advice.

Q: Do you need to oil the wood?

A: When delivered, the wood is untreated. Exposure to sun and rain will gradually change its colour to silvery grey, and also roughen the surface. If you want to somewhat retain its original colour, you should oil them once a year. We recommend using RMC Hybrid Wood Protector. This treatment will also reduce the wood's proneness to splits, cracks, (grease) stain absorption, etc. To clean the wood you can use special products (www.rmc-extremis.com) or simply use a stiff bristle brush and some water. Be careful not to irreparably damage the wood fibres. For this reason, never use a high pressure cleaner.

Maintenance

Find maintenance instructions at the downloads section of extremis.com for:

WOOD

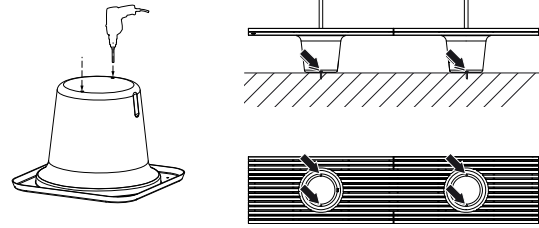
- Cleaning regularly with mild detergent
- Thorough cleaning with Extremis Wood Cleaner
- Oiling the wood with Extremis Wood Protector. We recommend oiling the wood once or twice a year. 1x before the summer and 1x after the summer as protection for the winter.
- In order to smoothen the surface again after a thorough cleaning, lightly sand your wood with 80 grit sanding paper or a sanding pad.

Website

www.extremis.com/romeojuliet

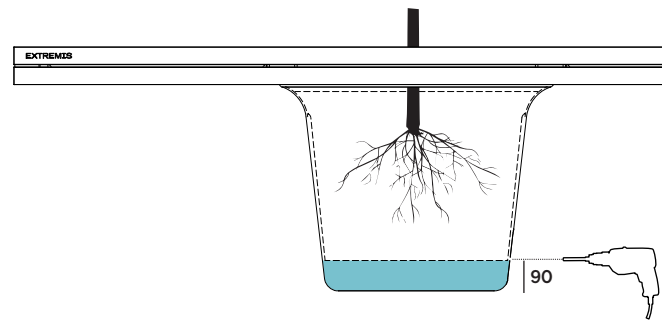
Floor fastening

Romeo & Juliet comes with optional floor fastening. Drill two holes in each polyester container where indicated.



Good to know

- The jatoba wood used in Romeo & Juliet is FSC® certified, which ensures that the wood we buy is sourced from legal, well-managed forests.
- Planting in an inner container, creating a water reservoir: drill an overflow hole in the side of the polyester container 9 cm above the ground to allow excess water to drain away.



- The wood bleeds when it is exposed to rain for the first few times.
- It's possible to attach several Romeo & Juliet benches to each other using a coupler. The space between the trees will always remain the same.

