



CARACTÉRISTIQUES TECHNIQUES

design Claesson Koivisto Rune

monocoque	en polyuréthane expansé à froid, ignifuge avec structure interne en métal. Revêtement en tissu, simili-cuir ou cuir.
coussin assise	en mousse de polyuréthane haute densité déhoussable. Revêtement en tissu, simili-cuir ou cuir.
piètement	<u>fixe ou pivotant</u> en mdf, revêtu de simili-cuir noir et équipé de feutres antidérapants.
accessoires	<u>coussin amovible</u> pour le soutien lombaire L. 55 cm, P. 8,5 cm Ht. 25 cm.

tissus

Cat. H

Madrid 3D



Cat. D


King Flex



Time



Skill (simili-cuir)




Cat. F

Step




Chili



Stromboli



Silvertex




Valencia



Jet



Silvertex




Valencia



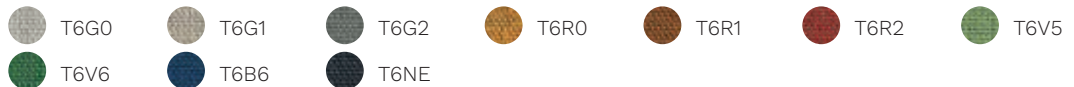
Jet



Magnum (simili-cuir)



Connect




Rivet



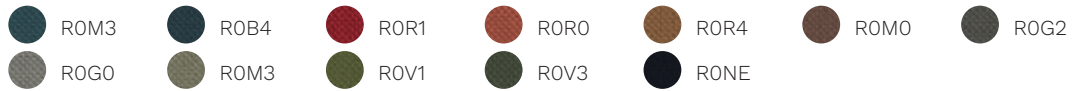
Era



Go Check



Rondo

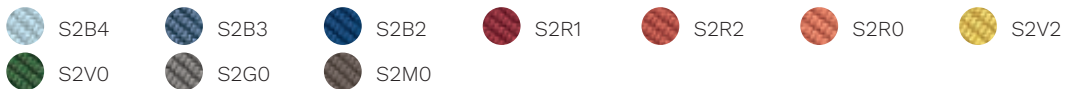


Cat. G


Remix 3



Oceanic



Focus



Focus Melange



Aida




Cat. Q


Steelcut Trio 3



Ecriture



Ombra



Cat. P

Cuir



Cat. PX

Cuir fleur corrigé



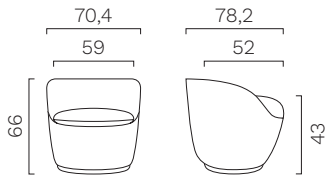
Cat. X

Montana

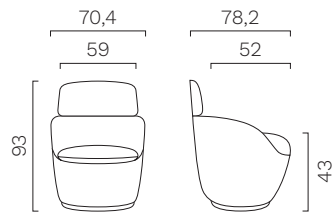


ABACO

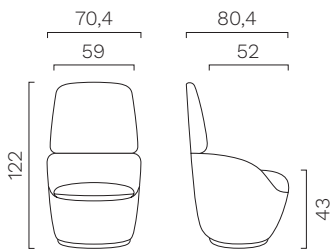
Fauteuil SMALL.



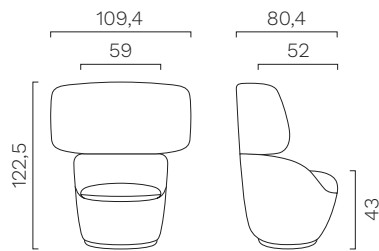
Fauteuil MEDIUM.



Fauteuil LARGE.



Fauteuil EXTRA LARGE.



Coussin amovible pour le soutien lombaire.

